



Order code: InteliVision 8
8" Colour Display Unit

Datasheet

Product description

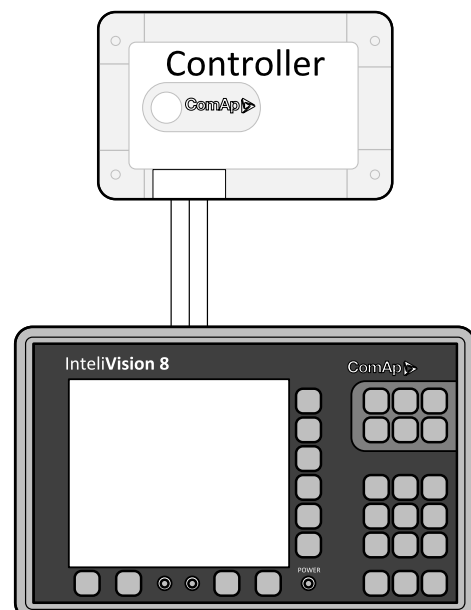
InteliVision 8, industrial operator panel equipped with 8" colour screen, is dedicated together with the main ComAp controller to visualise and control single gen-set in various applications.

Key features

- ▶ 8" colour TFT display with resolution of 800 x 600 pixels
- ▶ ComAp Plug & Play
- ▶ Controlled by active buttons
- ▶ TRENDS monitoring screen as a standard feature
- ▶ Support of Tier 4 Final icons
- ▶ Configurable soft keys buttons
- ▶ Windows CE operating system
- ▶ Same language support as InteliGen NT / InteliSys NT and InteliDrive controller
- ▶ Direct connection to the controller (converters are not needed)
- ▶ Plug and Play operation (auto configuration based on controller application)
- ▶ Designed to be mounted in both monitoring and engine room

- ▶ This display gives complete access to all control and monitoring functions when connected to InteliGen NT/InteliSys NT/InteliDrive controllers
- ▶ Connection to a controller via RS232/485 and CAN bus
- ▶ Operating temperature from -20 to + 70°C
- ▶ Front panel sealed to IP65
- ▶ EMC, climatic and mechanical tests
- ▶ CE, UL, cUL certification

Application overview



Technical data

Power supply

Power supply range	8-36 V DC
Power consumption (depends on supply voltage)	1 A/8 V DC
	0.35 A/24 V DC
	0.25 A/36 V DC
Power Dissipation	9 W

Operating conditions

Operating temperature	-20 to +70° C
Storage temperature	-30 to +80° C
Flash memory data retention time	10 years
Front panel protection	IP65
Humidity	95% without condensation IEC/EN 60068-2-30
Heat radiation	10 W

Interfaces

RS232	Speed up to 57,6 kBd
RS485	Galvanic Isolation
	Speed up to 57,6 kBd
CAN	Galvanic Isolation
	Speed up to 250 kBd
USB port A (Host)	0,5 A max Overcurrent Protection Non-Isolated
USB port B (Device)	Galvanic Isolation (Dedicated for Firmware Upgrade)

LCD specification

LCD panel	8"
Resolution	800 x 600 px
Pixel Pitch	0.2025 x 0.2025 mm
Luminance	350 cd/m2

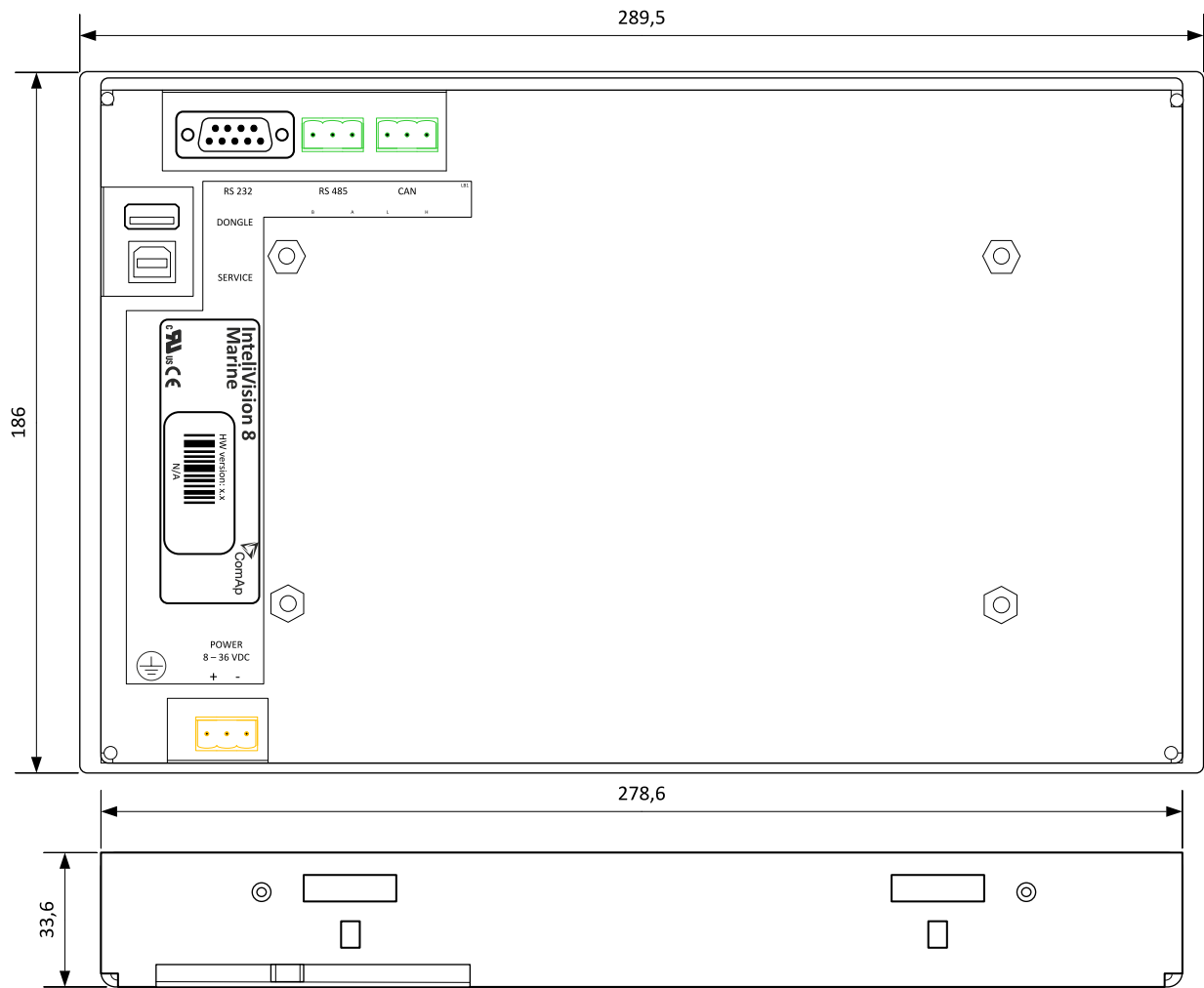
Mechanical

Dimension	Front panel 289,5 x 186 mm Rear cover 278,60 x 175,6 x 33,60 mm
Cutout	178 x 282 mm
Weight	1600 g

Operating system

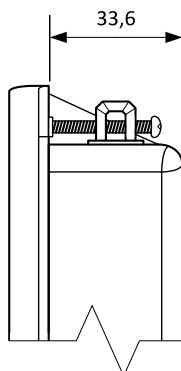
OS	Windows CE 6.0 operating system
----	---------------------------------

Dimensions, terminals and mounting



Note: Measurements are in millimeters

Panel door mounting



Note: IntelliVision 8 can be mounted into the panel doors. Integrated holders are used for Display unit mounting.
 The recommended cut-out dimension for the unit is 282 x 178 mm (11.10 x 7.00 in). Approximately 1mm wider than the unit size on each side.
 The panel thickness range is 2 - 13 mm (0.08 - 0.51 in).

Related products

Product	Description	Order code
InteliGen NTC BaseBox	Complex parallel gen-set controller	IG-NTC-BB
InteliGen NT BaseBox	Complex parallel gen-set controller	IG-NT-BB
InteliGen GSC	Complex Parallel Gen-set Controller	IG2GSCXXBAB
InteliGen GSC-C	Complex Parallel Gen-set Controller	IG2GSCCXBAB
InteliSys NTC BaseBox	Premium parallel gen-set controller	IS-NTC-BB
InteliSys GSC-C	Premium Gen-set Controller	IS2GSCCXBAB
InteliSys Gas	Controller for Gas Gen-set Application	IS2GASXXBAB
InteliSys NTC Hybrid	Hybrid gen-get controller	IS-NTC HYBRID
InteliMains NTC BaseBox	Mains supervision controller base unit	IM-NTC-BB
InteliDrive BaseBox	Controller for industrial gas applications	ID1COMBBBAB
InteliDrive DCU Marine	Engine controller for marine application (from HW version 2.0)	ID-DCU MARINE
InteliDrive DCU	Engine controller (from HW version 2.0)	ID-DCU
InteliDrive Mobile	Electronic Controller for Off-road Vehicles and Machinery	ID-MOBILE
InteliDrive Mobile Logger	Data Logger for Diesel Engine Driven Mobile and Industrial Applications	ID-MOBILE LOGGER

Certificates and standards

- ▶ CISPR 16-1, CISPR 16-2
- ▶ EN 61000-4-11
- ▶ EN 60068-2-1, Ab, Ad (-20 °C/16 h)
- ▶ EN 60068-2-30, Db
- ▶ EN 60068-2-2, Ab, Ad (70 °C/16 h)
- ▶ EN 60068-2-6 test Fc (5 Hz - 25 Hz/±1.6 mm; 25 Hz - 100 Hz/4 g)
- ▶ EN 60695-11-5:05
- ▶ Germanische Lloyd spec., VI-Part 7, §13
- ▶ Germanische Lloyd spec., VI-Part 7, §14 (Power supply terminals against box: Uef. 572 V; duration 1 min)
- ▶ Germanische Lloyd spec., VI-Part 7, §20
- ▶ EN 61000-4-2 (6 kV contact discharge; 8 kV air discharge)
- ▶ EN 61000-4-3
- ▶ EN 61000-4-4
- ▶ EN 61000-4-5
- ▶ EN 61000-4-6



List of standards is available on: <https://webstore.iec.ch/>

