

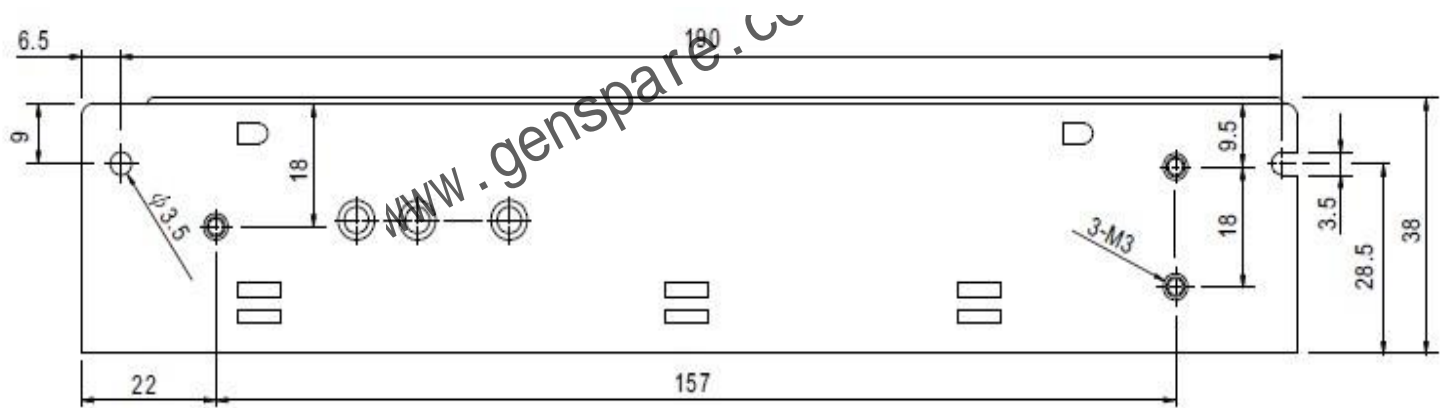
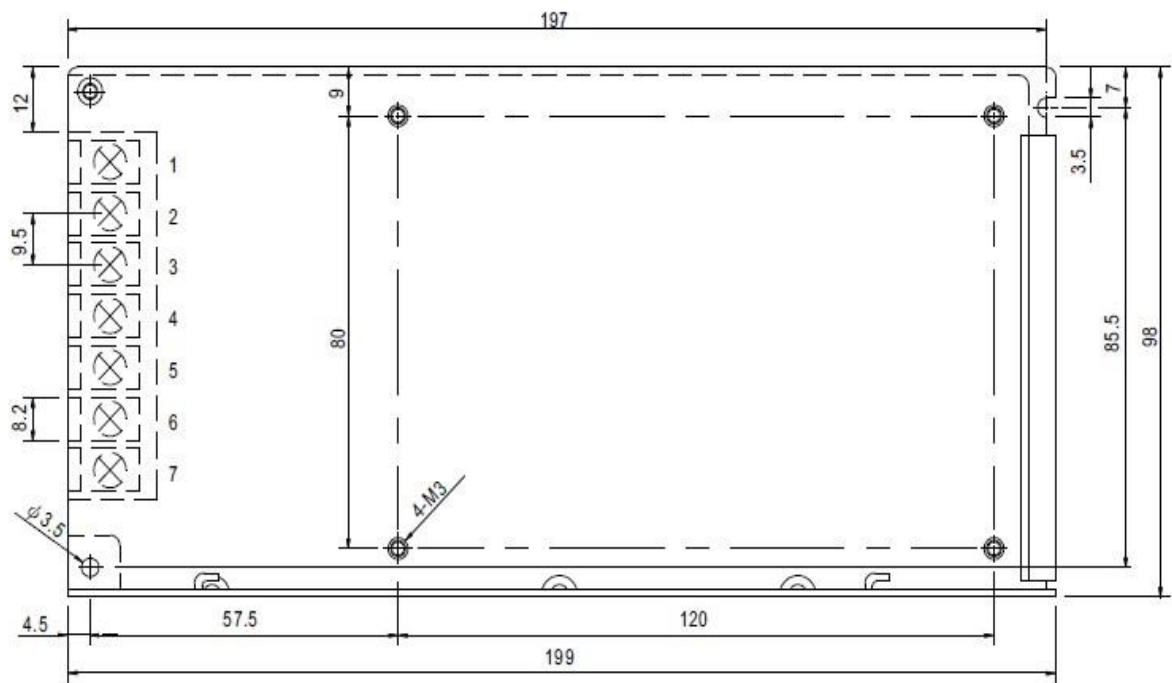
12V, 10A Battery Charger



Features :

AC input range selectable by switch
 Protections: Short circuit / Overload / Over voltage
 Cooling by free air convection
 100% full load burn-in test
 Fixed switching frequency at 77KHz

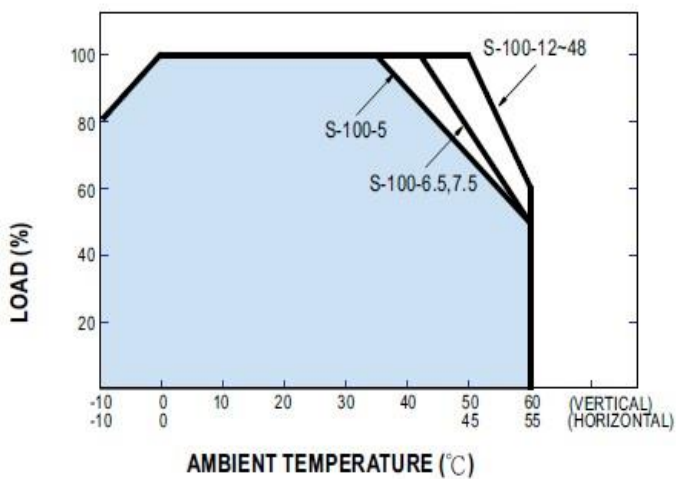
OUTPUT	DC VOLTAGE	12V
	RATED CURRENT	10A
	CURRENT RANGE	0 ~ 10A
	RATED POWER	102W
	RIPPLE & NOISE (max.) Note.2	100mVp-p
	VOLTAGE ADJ. RANGE	10.8 ~ 13.2V
	VOLTAGE TOLERANCE Note.3	±1%
	LINE REGULATION	±0.3%
	LOAD REGULATION	±0.3%
	SETUP, RISE TIME	200ms, 80ms, 20ms at full load
INPUT	VOLTAGE RANGE	85 ~ 132VAC/180 ~ 264VAC selected by switch , 255 ~ 370VDC
	FREQUENCY RANGE	47 ~ 63Hz
	EFFICIENCY(Typ.)	81%
	AC CURRENT (Typ.)	2.4A/115VAC 1.2A/230VAC
	INRUSH CURRENT (max.)	COLD START 30A/115VAC 60A/230VAC
	LEAKAGE CURRENT	<1mA / 240VAC
PROTECTION	OVERLOAD	105 ~ 150% rated output power (150 ~ 200% rated output power for S-100-7.5 only)
		Protection type : Shut down o/p voltage, re-power on to recover
ENVIRONMENT	WORKING TEMP.	-10 ~ +60 °C (Refer to output load derating curve)
	WORKING HUMIDITY	20 ~ 90% RH non-condensing
	STORAGE TEMP., HUMIDITY	-20 ~ +85 °C , 10 ~ 95% RH
	TEMP. COEFFICIENT	±0.03%/°C (0 ~ 50 °C)
	VIBRATION	10 ~ 500Hz, 2G 10min./1cycle, period for 60min. each along X, Y, Z axes
SAFETY & EMC (Note 4)	SAFETY STANDARDS	Design refer to UL1012
	WITHSTAND VOLTAGE	I/P-O/P:1.5KVAC I/P-FG:1.5KVAC O/P-FG:0.5KVAC
	ISOLATION RESISTANCE	I/P-O/P, I/P-FG, O/P-FG:100M Ohms/500VDC
	EMI CONDUCTION & RADIATION	Design refer to FCC Part15 J Conduction Class B
OTHERS	MTBF	322.4K hrs min. MIL-HDBK-217F (25 °C)
	DIMENSION	199*98*38mm (L*W*H)
	PACKING	0.62Kg; 20pcs/13.6Kg/0.72CUFT
NOTE	1. All parameters NOT specially mentioned are measured at 230VAC input, rated load and 25 of ambient temperature. 2. Ripple & noise are measured at 20MHz of bandwidth by using a 12" twisted pair-wire terminated with a 0.1uf & 47uf parallel capacitor. 3. Tolerance : includes set up tolerance, line regulation and load regulation.	



Terminal Pin. No Assignment

Pin No.	Assignment	Pin No.	Assignment
1	AC/L	4,5	DC OUTPUT -V
2	AC/N	6,7	DC OUTPUT +V
3	FG \perp		

■ Derating Curve



■ Static Characteristics (24V)

